

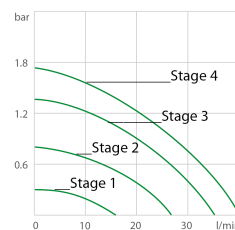
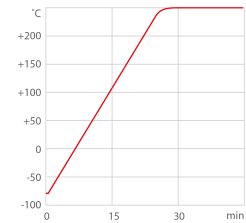
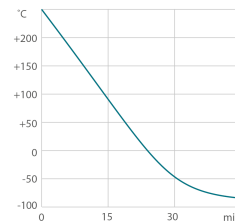
PRESTO A80

temperature control system / process system

Reactor temperature control, tests for all kinds of substances or temperature simulation – the new PRESTO are made for highly precise temperature control and rapid temperature changes. Highly efficient components allow extremely fast compensation of exothermic and endothermic reactions. Lab users benefit from high flow rates, constant pressure, and a controlled build-up of pump pressure. Permanent internal monitoring and self-lubricating pumps contribute to the new PRESTO®'s long service life. The integrated 5.7" industrial touch screen displays all important information clearly and concisely enhancing ease of use considerably.

Your advantages

- For highly precise, external temperature applications
- Rapid heating and cooling
- Wide working temperature ranges without changing fluids
- Highest performance with small footprint
- Space-saving design optimizes space utilization in your lab
- NEW 5,7" industrial color TFT touch screen
- NEW USB (Host und Device)
- NEW Ethernet
- NEW SD-Card slot
- RS232 / optional RS485 / optional Profibus DP
- Stand-by input
- Removable venting grid for simplified removal of dust



- Cool-down time (thermal hl)
- Heat-up time (thermal hl)
- Pump capacity (thermal hl)


Technical Data

Order No.	9420801							
Category	Temperature Control PRESTO							
Working temperature range (°C)	-80 ... +250							
Temperature control	ICC							
Temperature stability (°C)	±0.01 ... ±0.05							
Setting / display resolution	0.01 °C							
Integrated programmer	8x60 steps							
Temperature Display	TFT Touchscreen							
Heating capacity (kW)	1.8							
Cooling capacity (Medium Ethanol)	°C	200	20	0	-20	-40	-60	-80
	kW	1.2	1.2	1.2	1.1	1.1	0.65	0.1


Pump capacity flow rate (l/min)	16 ... 40
Pump capacity flow pressure (bar)	0.3 ... 1.7
Pump connections	M24x1.5
Refrigerant	R23, R507
External Pt100 sensor connection	integrated
Digital interface	RS232, SD memory card, USB, Ethernet, Modbus Optional: RS485, Profibus
Ambient temperature	5 ... 40 °C
Dimensions W x L x H (cm)	43 x 65 x 126
Weight (kg)	164
Sound pressure level (distance 1 m) max. (dBA)	68
Process volume min. (active heat exchanger volume) liters	3.9 (1.7)
Internal usable expansion vol. (liters)	5.6
Classification according to DIN12876-1	Classification III (FL)
Analog connection input / output	Optional
Cooling of compressor	2-stage Air
Available voltage versions	230V / 50 Hz (+/- 10%) / 16 A / CEE 7/4 Plug type F 230V / 50 Hz (+/- 10%) / 13 A / UK Plug type BS1363A 208V / 60 Hz (- 10 / +15%) / 15A / Nema N6-20 Plug


Characteristics


Display


 **State-of-the-art display technology**
TFT Display for comfortable user guidance, colored display of measurement values, graphs and control options, user-defined views

Operation


 **Optimal ease of use**
Touch screen for direct operation via display


 **Instructions inside**
Help menus and explanations in plain text for all control options, help messages and warning messages


 **Multilingual user guidance**
Language selection for display of control options, notifications and warning messages via touchscreen


 **Convenience for several users**
Administrator level for customizing instrument settings, user levels with limited permissions for fast and safe defined access, password protection, all levels adjustable

Temperature Control


 **For perfect results**
'Intelligent Cascade Control', automatic & self optimizing adjustment of PID control parameters, temperature stability ± 0.01 °C ... $< \pm 0.2$ °C


 **Full control**
'Temperature Control Features', for individual optimization, access to all important control parameters, additional settings for band limit, limits, co-speedfactor etc.


 **Control from the external application**
External Pt100 sensor connection for precise measurement and control directly in the external application

 **Highest measuring accuracy**
'Absolute Temperature Calibration' for manual compensation of a temperature difference, 3-point calibration

Refrigeration Technology

 **Consistent cooling capacity**
Easily removable venting grid for quick and easy cleaning

 **100 % Cooling capacity**
'Active Cooling Control' for cooling available throughout the entire working temperature range, fast cool-down even at higher temperatures

 **Energy saving cooling**
Proportional cooling control for automatic adjustment of cooling power or temporary switch-off of compressor as needed to save up to 90 % energy in comparison to unregulated cooling machines

Technical Features



Intelligent pump system

Reliable and consistent pump capacity, electronically adjustable pump stages or pressure value, automatic adjustment of pump capacity to viscosity



Communication via networks

For the remote control of instruments via Ethernet networks, full access to all functions of the unit via a networkcapable PC



Intelligent communication

USB connection for data exchange (e.g. service data) or for wireless remote control via WirelessTEMP®



Data exchange via SD-Card

For data exchange (e.g. service data) via SD memory card



Connections according to standard

RS232/RS485 dual-interface for serial data transmission according to EIA-485 industry standard (2-wire bus technology), upgradable with Profibus DP



Comfortable program control

Integrated programmer for the execution of time and temperature dependant profiles, 8 temperature profiles with 60 steps max., with real time clock



Quiet as a whisper

Efficient components produce only a minimal sound decibel level



Space-saving footprint

All connections as well supply and exhaust air are located at the front or rear, no venting grids on the sides, units can be placed close to each other or the application



Continuous operation up to +40 °C

Robust temperature control instrument, continuous operation even at ambient temperatures of up to +40 °C



Easy transport by one person

Ergonomic design facilitates moving and positioning by one person



Filling level at a glance

Backlit indicator for selected pump stages and filling volume

Warning & Safety Functions



Early warning system for high/low temperature limits

Maximum safety for applications, optical and audible signal when limits are exceeded.



Duplicate safety

Adjustable high temperature cut-off for internal tank and for integrated expansion vessel



For flammable bath fluid

Classification III (FL) according to DIN 12876-1



Quick support

If an error occurs, the integrated Black-Box function permits fast diagnosis by the JULABO service team

Distributed by:

Lab Unlimited
CARL STUART GROUP

Tallaght Business Park
Whitestown, Dublin 24,
Ireland
D24 RFK3

Tel: (01) 4523432
Fax: (01) 4523967
E-mail: info@labunlimited.com
Web: www.labunlimited.com

Quatro House, Frimley Road,
Camberley,
United Kingdom
GU16 7ER

Tel: 08452 30 40 30
Fax: 08452 30 50 30
E-mail: info@labunlimited.co.uk
Web: www.labunlimited.co.uk