

Rapid COVID-19 Antigen Self-Test

PROCEDURE CARD

IMPORTANT

- This test can be used within the first ten days that symptoms appear for COVID-19.
- This test is approved for use at home by individuals aged 12 years or older. Nasal swab samples from individuals aged below 12 years or above 70 years should be collected by or under supervision of adults.
- The test will take approximately 5 minutes to setup and the test results must be read at 15 minutes.
- It is important that you carefully follow the instructions to achieve the correct result.
- The test device and the buffer solution must be at room temperature (15-30°C) before starting the test.
- Please wash or sanitize your hands before and after the test.
- Please take required safety measures when testing other people (e.g. face mask, gloves).

If you have questions about using the test or reading the results, please call customer care.
 Telephone: 866 982 3818 (free of charge)
 Internet: www.healgen.com

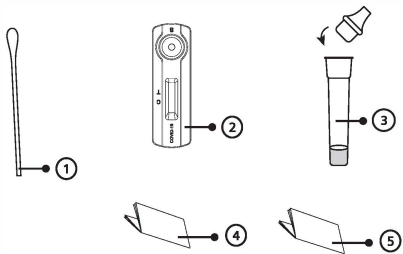
GETTING STARTED (GCCOV-502a-H1/H2/H3/H5)

Kit Contents

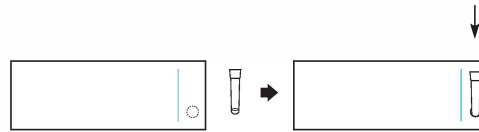
- | | |
|---------|---|
| 1/2/3/5 | Test Device(s) |
| 1/2/3/5 | Sterile Swab(s) |
| 1/2/3/5 | Extraction Tube(s) with Buffer and Tip(s) |
| 1 | Instructions For Use |
| 1 | Procedure Card |

ITEMS REQUIRED BUT NOT PROVIDED

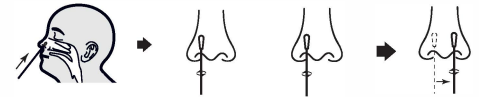
Clock, timer or stopwatch and plastic bag for waste.



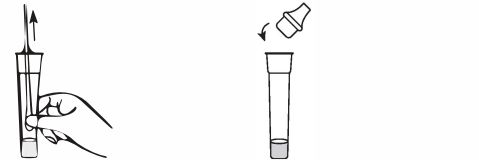
TEST PROCEDURE



Step 1. Insert the tube into the workstation. Remove the lid from the top of the tube.



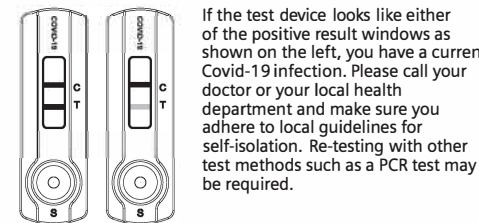
Step 4. Roll the swab at least 5 times against the insides of your nostril. Ensure good contact between the swab and the insides of your nostril.



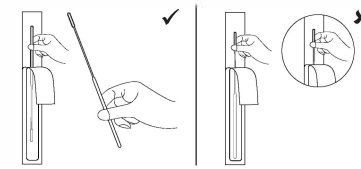
Step 5. Remove the swab and insert into your right nostril. Repeat Steps 3 and 4.

Step 10. Remove the swab and discard in a plastic bag.

Step 11. Push the tip provided in the kit into the tube and ensure it fits tightly.



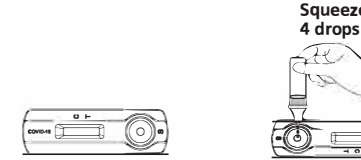
Positive Test Result
 If the test device looks like either of the positive result windows as shown on the left, you have a current Covid-19 infection. Please call your doctor or your local health department and make sure you adhere to local guidelines for self-isolation. Re-testing with other test methods such as a PCR test may be required.



Step 2. Open the swab package where indicated. Pull the swab out by grasping the plastic end. Do not touch the absorbent swab tip.



Step 6. Remove the swab from your nostril and insert the swab into the prepared tube in the workstation.




Step 12. Remove the test device from the pouch and lay it on a flat clean surface.



Step 7. Mix well by rolling the swab at least 6 times while pressing the head of the swab against the bottom and sides of the tube.



Step 13. Add 4 drops of the solution into the sample well of the test device by gently squeezing the tube.



Step 3. Carefully insert the absorbent tip of the swab into your left nostril. Ensure that the entire swab tip is inside your nostril (2-4 cm deep). Do not insert the swab further after you feel resistance.

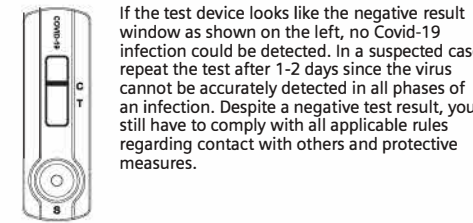


Step 8. Start timer. Leave the swab in the tube for 1 minute.



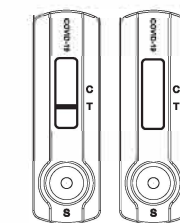
Step 14. Start timer and read results at 15 minutes. It is important to read the results at 15 minutes.

Negative Test Result



If your test result looks different, meaning there is no line visible or only one line at T, the result is invalid. This may be a result of the test execution, and the test should be repeated. If invalid test results continue, please contact your doctor or a COVID test center.

Invalid Test Result



If your test result looks different, meaning there is no line visible or only one line at T, the result is invalid. This may be a result of the test execution, and the test should be repeated. If invalid test results continue, please contact your doctor or a COVID test center.

INDEX OF SYMBOLS

	Consult instructions for use		Tests per kit		Authorized Representative
	For in vitro diagnostic use only		Use by		Do not reuse
	Store between 2-30°C		Lot Number		Catalog #
					Manufacturer

Healgen Scientific Limited Liability Company
 Address: 3818 Fuqua Street, Houston, TX 77047, USA.
 Tel: +1 713-733-8088 Fax: +1 713-733-8848
 Website: www.healgen.com

BioServUK
 Address: The Innovation Centre, 217 Portobello, Broomhall, Sheffield S1 4DP, UK
 Tel: +44 114 224 2235
 Website: www.bioservuk.com

EC/REP Shanghai International Holding Corp. GmbH (Europe)
 Add: Eiffestrasse 80, 20537 Hamburg, Germany



REF GCCOV-502a-H1
 GCCOV-502a-H2
 GCCOV-502a-H3
 GCCOV-502a-H5

Revision Date: 2021-04-17
 B22192-01